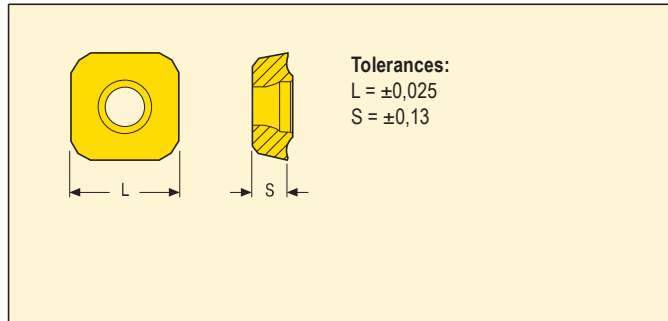
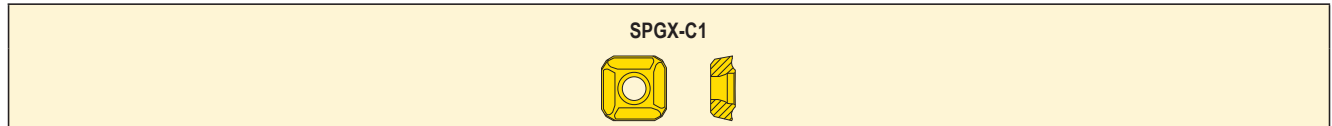


Indexable inserts – Centre insert, type C1 for, SD522, SD523, SD524, SD525



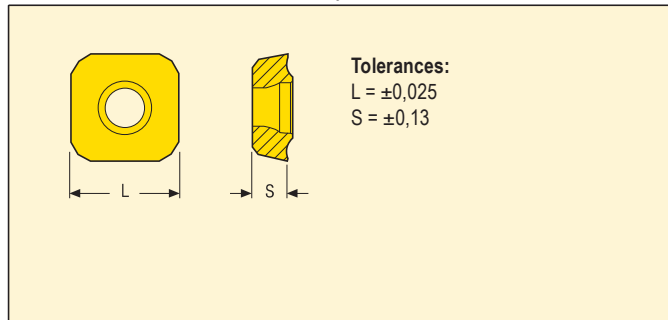
Size	Dimensions in mm	
	L	S
05	5,56	2,38
06	6,35	2,38
07	7,94	3,18
09	9,53	3,18
11	11,51	3,97
12	12,70	3,97
15	15,88	4,76
19	19,05	4,76



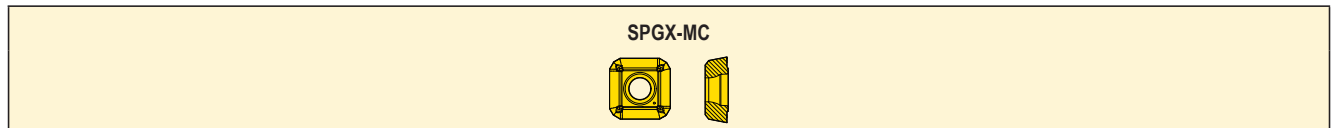
Inserts	Designation	Grades	
		T400D	DP3000
SPGX-C1	SPGX0502-C1	74077370	02807367
	SPGX0602-C1	74077371	02807368
	SPGX0703-C1	74077372	02807369
	SPGX0903-C1	74077373	02807370
	SPGX11T3-C1	74077374	02807371
	SPGX12T3-C1	74077375	02807372
	SPGX1504-C1	74077376	02807373
	SPGX1904-C1	74077377	02807374

Stock standard. Subject to change refer to current price- and stock-list

Indexable inserts – Centre insert, type MC for SD522, SD523, SD524, SD525



Size	Dimensions in mm	
	L	S
05	5,56	2,38
06	6,35	2,38
07	7,94	3,18
09	9,53	3,18
11	11,51	3,97
12	12,70	3,97
15	15,88	4,76
19	19,05	4,76



Inserts	Designation	Grades	
		DS4050	
SPGX-MC	SPGX0502-MC	03134319	
	SPGX0602-MC	03134320	
	SPGX0703-MC	03134321	
	SPGX0903-MC	03134322	
	SPGX11T3-MC	03134323	
	SPGX12T3-MC	03134324	
	SPGX1504-MC	03134325	
	SPGX1904-MC	03134326	

Stock standard. Subject to change refer to current price- and stock-list